


No	WLCP Part No.	Description	Picture
1	ST-0240-L00-00	Classe Top Cover	
2	EN-0098-L00-00	Metal Push Button	
3	ST-0273-L00-00	Classe Aluminum UI Panel with WL Logo	
4	ST-0241-L00-00	Classe UI Case	
5	EL-0174-L00-00	Micro Switch w/ Lever	
6	ST-0272-L00-00	Classe Micro Switch Cover	
7	ST-0267-L00-00	Classe UI Hinge Stopper	
8	PU-0027-L00-00	ODL Compensator	
9	PL-0243-L00-00	Classe Front Panel	
10	EN-0008-LA1-00	13W/15W 120V/60Hz Electronic FX Ballast	
11	N/A	HoReCa Firewall	
12	ST-0238-L00-00	Classe Front Panel	
13	ST-0260-L00-00	Classe LED PCB Bracket	

14	EN-0093-L00-00	Classe LED PCB Indicator	
15	PL-0267-L00-00	Classe LED PCB Shading Plate	
16	EN-0097-L00-00	Classe Back Light	
17	ST-0237-L00-00	Classe Back Panel	
18	PL-1293	Rubber O-ring for GF Side Panel Drain Hole	
19	ST-0326-L00-00	Classe Back Hole Cover	
20	ST-0246-L00-00	Classe Electric Cover	
21	EL-0206-L00-00	Classe Reset Filter Timer/Sleep Wire	
22			
23	EL-5004	Switch - Power (Red)	
24	EL-0021-L00-00	WL Cube Fuse 120V 15A with wire	
25	EL-5029	Socket for Plug Connection	
26	PU-4028	JG Bulkhead Connector Union 1/4" x 1/4"	
27	ST-0333-L00-00	Classe Back Electric Fixing Panel (USA)	

28	ST-0304-L00-00	Classe Louvered Side Window with SUS304-Right	
29	CS-0073-I00-00	Classe Air Filter	
30	ST-0306-L00-00	Classe Side Panel - Right - WL logo	
31	ST-0285-L00-00	Classe Side Panel Lock Knob – Right	
32	ST-0283-L00-00	Classe Rail Bracket Sample Short – Right	
33	ST-0281-L00-00	Classe Rail Bracket Sample Long	
34	ST-0280-L00-00	Classe Drip Tray Body Rail	
35	ST-0244-L00-00	Classe Ice Bath Bracket	
36	CO-0035-L00-00	Classe Micro Channel Condenser	
	ST-0302-L00-00	Classe Micro Channel Condenser Metal Case	
37	EN-0091-L00-00	Fan Motor and Blade 120V- M4Q045 -172/34	
38	EN-0092-L00-00	Classe Main Control PCB	
39	ST-0251-L00-00	Classe PCB Case	

40	ST-0259-L00-00	Classe Adaptor Bracket	
41	EL-0126-L00-00	GF MAX Adaptor	
42	CS-0089-L00-00	Lockable Wheel	
43	ST-0250-L00-00	Classe Fan Bracket 2	
44	ST-0249-L00-00	Classe Fan Bracket 1	
45	ST-0236-L00-00	Classe Base Plate	
46	ST-0262-L00-00	Classe Pump Bracket	
47	EN-0095-L00-00	Brass Vane Pump P201 and Pump Motor 120VAC	
48	PU-0024-I00-00	JG Straight Adaptor 8mm x 3/8" BSP	
49	PU-4089KR	Equal Elbow 5/16" x 5/16"	
50	CS-0093-L00-00	Classe Bottom Air Filter	
51	CO-0042-L00-00	LG Compressor 120V -CMA062LHCM	
52	ST-0248-L00-00	Classe Back Bracket – Right	









53	PU-4086	JG 1/4" Plug	
54	PU-4028	JG Bulkhead Connector Union 1/4" x 1/4"	
55	CO-9025	Domestic Filter Dryer (WL3000, WL950) 15.88*6.35*2.1(10g)	
56	ST-0247-L00-00	Classe Back Bracket – Left	
57	PU-0028-I00-00	Sparkling Safety Valve Kit	
58	CT-0040-I00-00	Classe Sparkling Tank	
59	CT-0028-L00-00	WL7 Ice Thickness Detection Probe	
60	PL-0245-L00-00	Classe Bracket for Ice Probe	
61	ST-0252-L00-00	Classe Ice Probe Bracket	
62	PL-0257-L00-00	Classe Bracket for Ice Probe Down	
63	ST-0255-L00-00	Classe Ice Bath Top Bracket	
64	PL-0244-L00-00	Classe Separating Plate for Cooling/Water Pipe	
65	ST-0268-L00-00	Classe water Float Bracket	





66	EN-0106-L00-00	Classe Water Level Float	
67	RO-0024	High Water Pressure Switch	
68	PU-0021-I00-00	MS DC Solenoid Valve SWV24-02 Terminal at Inlet	
69	ST-0261-L00-00	Classe Solenoid Valve Bracket	
70	EN-0096-L00-00	Gicar Flow Counter FMPL-F-L-G1/4 d.3.7	
71	PU-4011	JG Equal Tee Connector 1/4"	
72	ST-0257-L00-00	Classe Sparkling Pipe Fix Bracket	
73	ST-0258-L00-00	Classe Cooling Pipe Fix Bracket	
74	ST-0287-L00-00	Classe Cooling Pipe Fixing Pin	
75	PL-0246-L00-00	Classe Ice Bath Box	
76	ST-0270-L00-00	Classe Pipe Bottom Metal Separator	
77	CT-0038-I00-00	Classe SUS304 Gas Cooling Pipe	SEE DIAGRAM
78	CT-0037-I00-00	Classe SUS304 Water Cooling Pipe	SEE DIAGRAM


79	ST-0256-L00-00	Classe Cold Pipe Fix Bracket	
80	CT-0039-I00-00	Classe Sparkling Water Pipe	SEE DIAGRAM
81	PU-4089KR	Equal Elbow 5/16" x 5/16"	
82	PL-0256-L00-00	Classe Ice Bath Agitator Blade	
83	ST-0253-L00-00	Classe Agitator Bracket	
84	EN-0102-L00-00	ICE Bath Agitator 120V 187MM	
85	ST-0266-L00-00	Classe Agitator Safety Cover	
86	ST-0254-L00-00	Classe Sparkling Tank Bracket	SEE DIAGRAM
87	PL-0254-L00-00	Classe Bottle Guide	
88	PL-0281-L00-00	Drip Tray Floater Universal	
89	ST-0242-L00-00	Classe Drip Tray Grill	
90	ST-0243-L00-00	Classe Drip Tray Body	
91	ST-0263-L00-00	Classe Drip Tray Body support	

92	CS-0073-L00-00	Classe Air Filter	
93	ST-0303-L00-00	Classe Louvered Side Window with SUS304-Left	
94	ST-0280-L00-00	Classe Drip Tray Body Rail	
95	ST-0284-L00-00	Classe Side Panel Lock Knob - Left	
96	ST-0286-L00-00	Classe Drip Tray Support Bolt	
97	ST-0282-L00-00	Classe Rail Bracket Sample Short - Left	
98	ST-0305-L00-00	Classe Side Panel - Left - WL Logo	
99	CT-2088	WL200 Firewall UV Lamp Fixing Rubber	
100	CT-2085-LA0-00	15W LTFW XTM UV Lamp – 80	
101	PU-4137	JG 3/8" x 1/4" Reducing Fitting	
102	FW-0034-L00-00	HoReCa FW Spiral Quartz Sleeve	
103	FW-0044-L00-00	HoReCa FW Housing	
104	FU-0011	UVC Sensor Fixing Metal Bracket Brack	

105	FU-0010	UVC Sensor Fixing Metal Bracket w/ Tube	
106	CT-2089 EL-5146 PL-1358	UVC Sensor + Wire + Fixing Rubber	
107	FW-0040-L00-00	HoReCa FW Spiral Vibration Stop O-ring	
108	CT-2010	CDS Fixing Rubber	
109	PU-4028	JG Bulkhead Connector Union 1/4" x 1/4"	
110	PU-4031	JG LLD PE Tube - Blue O.D. 1/4"	
111	PU-4010	JG Equal Straight Connector 1/4"	
112	PU-0021-I00-00	MS DC Solenoid Valve SWV24-02 Terminal at Inlet	
113	PU-4011	JG Equal Tee Connector 1/4"	
114	PU-4031	JG LLD PE Tube - Blue O.D. 1/4"	
115	PU-0021-I00-00	MS DC Solenoid Valve SWV24-02 Terminal at Inlet	
116	PU-4008	JG Equal Elbow Connector 1/4"	
117	PU-4011	JG Equal Tee Connector 1/4"	

118	PU-4031	JG LLD PE Tube - Blue O.D. 1/4"	
119	PU-4007	JG Reducing Elbow Connector 5/16" x 1/4"	
120	PU-4014	JG LLDPE Tube - Blue 8mm Import	
121	PU-4089KR	JG Equal Elbow 5/16" x 5/16"	
122	PU-4014	JG LLDPE Tube - Blue 8mm Import	
123	PU-0024-I00-00	JG Straight Adaptor 8mm x 3/8" BSP	
124	EN-0095-L00-00	Brass vane Pump P201 and Pump Motor 120V AC	
125	PU-0024-I00-00	JG Straight Adaptor 8mm x 3/8" BSP	
126	PU-4014	JG LLDPE Tube - Blue 8mm Import	
127	PU-4089KR	JG Equal Elbow 5/16" x 5/16"	
128	PU-4014	JG LLDPE Tube - Blue 8mm Import	
129	PU-4089KR	JG Equal Elbow 5/16" x 5/16"	
130	PU-4014	JG LLDPE Tube - Blue 8mm Import	

131	PU-4089KR	JG Equal Elbow 5/16" x 5/16"	
132	CT-0039-I00-00	Classe Sparkling Water Pipe	SEE DIAGRAM
133	PU-4089KR	JG Equal Elbow 5/16" x 5/16"	
134	PU-4014	JG LLDPE Tube - Blue 8mm Import	
135	PU-0023-I00-00	JG Non-Return Valve 5/16"	
136	PU-4014	JG LLDPE Tube - Blue 8mm Import	
137	PU-4089KR	JG Equal Elbow 5/16" x 5/16"	
138	PU-4007	JG Reducing Elbow Connector 5/16" x 1/4"	
139	PU-4031	JG LLD PE Tube - Blue O.D. 1/4"	
140	PU-0025-I00-00	JG Straight Adaptor 1/4" x 1/4"	
141	EN-0096-L00-00	Gicar Flow Counter FMPL-F-L-G1/4 d.3.7	
142	PU-0025-I00-00	JG Straight Adaptor 1/4" x 1/4"	
143	PU-4031	JG LLD PE Tube - Blue O.D. 1/4"	

144	PU-4007	JG Reducing Elbow Connector 5/16" x 1/4"	
145	PU-4014	JG LLDPE Tube - Blue 8mm Import	
146	PU-0027-L00-00	ODL Compensator	
147	PU-4014	JG LLDPE Tube - Blue 8mm Import	
148	PU-4089KR	JG Equal Elbow 5/16" x 5/16"	
149	PU-4014	JG LLDPE Tube - Blue 8mm Import	
150	PU-4007	JG Reducing Elbow Connector 5/16" x 1/4"	
151	PU-0021-I00-00	MS DC Solenoid Valve SWV24-02 Terminal at Inlet	
152	PU-4011	JG Equal Tee Connector 1/4"	
153	PU-4031	JG LLD PE Tube - Blue O.D. 1/4"	
154	PU-4066	JG Stem Elbow Connector 1/4" x 1/4"	
155	PU-4137	JG 3/8" x 1/4" Reducing Fitting	
156	FW-0034-L00-00	HORECA FW Sprial Quartz Sleeve	

157	PU-4031	JG LLD PE Tube - Blue O.D. 1/4"	
158	PU-4007	JG Reducing Elbow Connector 5/16" x 1/4"	
159	CT-0037-I00-00	Classe SUS304 Water Cooling Pipe	SEE DIAGRAM
160	PU-4007	JG Reducing Elbow Connector 5/16" x 1/4"	
161	PU-4066	JG Stem Elbow Connector 1/4" x 1/4"	
162	PU-4014	JG LLDPE Tube - Blue 8mm Import	
163	PU-4011	JG Equal Tee Connector 1/4"	
164	PU-0021-I00-00	MS DC Solenoid Valve SWV24-02 Terminal at Inlet	
165	PU-4008	JG Equal Elbow Connector 1/4"	
166	PU-4031	JG LLD PE Tube - Blue O.D. 1/4"	
167	PU-0025-I00-00	JG Straight Adaptor 1/4" x 1/4"	
168	EN-0096-L00-00	Gicar Flow Counter FMPL-F-L-G1/4 d.3.7	
169	PU-0025-I00-00	JG Straight Adaptor 1/4" x 1/4"	

170	PU-4066	JG Stem Elbow Connector 1/4" x 1/4"	
171	PU-4031	JG LLD PE Tube - Blue O.D. 1/4"	
172	PU-4137	JG 3/8" x 1/4" Reducing Fitting	
173	FW-0034-L00-00	HORECA FW Spiral Quartz Sleeve	
174	PU-4031	JG LLD PE Tube - Blue O.D. 1/4"	
175	PU-4008	JG Equal Elbow Connector 1/4"	
176	PU-0021-I00-00	MS DC Solenoid Valve SWV24-02 Terminal at Inlet	
177	PU-4008	JG Equal Elbow Connector 1/4"	
178	PU-4031	JG LLD PE Tube - Blue O.D. 1/4"	
179	PU-0028-I00-00	Sparkling Safety Valve Kit	
180	CT-0040-I00-00	Classe Sparkling Tank	

WLH2 CLASSE WATER FLOW DIAGRAM

