

SAFETY ALERT SYMBOLS

Read and follow all safety information carefully. The signal words used in this manual are selected as shown below and based on an assessment of the degree of potential injury or damage (severe or minor) and the occurrence of injury (definitely occurs or has the potential to occur) when the warning is ignored:

⚠ DANGER!

Indicates a situation which, when not avoided, results in death or severe injury.

⚠ WARNING!

Indicates a situation which, when not avoided, has the potential to result in death or severe injury; and/or severe property damage.

⚠ CAUTION!

Indicates a situation which, when not avoided, results or has the potential to result in minor injury; and/or minor property damage.

SAFETY PRECAUTIONS

Basic safety precautions should be followed, including the following:

Ensure all Local, State, and Federal Laws and Codes including health and safety guidelines are met when installing **Waterlogic** Equipment. Only qualified service technicians should attempt installation and service of **Waterlogic** Equipment. Always read the entire operating instructions before using the appliance and save these instructions for future use.

⚠ DANGER! *This product can cause death or severe injury if incorrectly operated, installed or maintained. The installation, maintenance, sanitizing and any repair must be performed by qualified persons trained by Waterlogic International or their approved distributors only. Do not remove any panel or cover to protect against electrical shock and exposure to UV radiation.*

⚠ DANGER! ELECTRICAL SHOCK HAZARD. *Always use a dedicated and properly grounded outlet. Unit should be protected by ground-fault circuit interrupter (GFCI) or residual current device (RCD) having a rated residual operating current not exceeding 30mA. Use only Waterlogic supplied power cord. Never use extension cords or power strips to connect unit. Do not use if the power supply cord is damaged. Always unplug from power supply prior to servicing.*

⚠ WARNING! AUTHORIZED USE ONLY. *This appliance is to be used for its intended purpose as described in this manual and untrained individuals who use this manual assume the risk of any resulting property damage or personal injury. This appliance can't be used by children and persons with reduced physical, sensory or mental capabilities or lack of experience.*

⚠ WARNING! UV-C EMITTER (UV LAMP). *This appliance contains a UV-C emitter (UV Lamp). UV-C radiation may, even in little doses, cause harm to the eyes and skin. Unintended use or damage to the housing may result in the escape of dangerous UV-C radiation. Never operate the UV-C emitter if damaged or removed from enclosure. Do not touch or look directly into the faucet.*

- ⚠ WARNING! DO NOT OPERATE IF DAMAGED.** *Unplug and isolate water supply if abnormal conditions exist. Contact Waterlogic or authorized dealer for repair, service, and installation to avoid hazards.*
- ⚠ WARNING! HOT WATER.** *Unit produces Hot Water in excess of 80°C (175°F). Water above 52°C (125°F) can cause severe burns or scalding. Keep unauthorized people and children away from the unit to avoid accidental dispensing of hot water.*
- ⚠ WARNING! CONNECT TO POTABLE WATER SUPPLY.** *This system is to be used for water only and is not intended for use where water is microbiologically unsafe or with water of unknown quality without adequate disinfection before or after the system.*
- ⚠ WARNING! TIP HAZARD.** *Dispenser could tip or fall causing serious injury. Always install unit on a firm, flat, and level surface and secure the **WL500 Water Treatment System** to the base cabinet with the screw provided to lock the components together. Secure unit to cabinet, wall, or floor if needed. Never place heavy items on top of unit and never climb, stand, or hang on unit or storage cabinet to prevent injury and damage.*
- ⚠ WARNING! UNIT IS HEAVY. TWO PERSON LIFT REQUIRED.** *Transport unit empty and always use material handling equipment or two people with proper lifting technique to reduce injury risk.*
- ⚠ WARNING! STORE AND TRANSPORT UNIT EMPTY. ALWAYS SANITIZE BEFORE USE.** *The unit must be completely drained before storing to avoid stagnation and reduce microbiological contamination (potential bacterial growth). Always sanitize before use to eliminate any potential microbiological contaminants.*
- ⚠ CAUTION! INDOOR USE ONLY.** *Intended for Household Use. Never expose to direct sunlight, heat sources, or ambient air temperature above 37°C (100°F) or below 2°C (35°F). Install indoors and keep unit away from excessive humidity. Never expose to freezing temperatures. Ensure there is adequate clearance around the unit to allow refrigeration system condenser to dissipate heat. Warmer environments require more clearance around the unit. Minimum clearance around all surfaces of the machine is 2-inches. Installs where the ambient temperature exceeds 27°C (80°F), require a minimum of 4-inches clearance for proper heat dissipation and efficient operation.*
- ⚠ CAUTION! USE A WATER PRESSURE REGULATOR.** *Waterlogic will not be responsible for injury or damage caused by excessive water pressure. Input or feed pressure must be 40 psi to 60 psi. Be aware of any potential pressure surges caused by building/municipal pumping stations.*
- ⚠ CAUTION! USE UV STABILIZED SUPPLY LINES.** *Feed the unit with a potable ambient or cold water supply only. Feed water over 37°C (100°F) can damage the treatment components. Water block devices and external leak detectors are strongly recommended. Locate the unit as close to the water supply and the electrical connections as possible. Locate the unit as close to the water supply and the electrical connections as possible. Immediately isolate or close water supply valve and contact service representative if leak is noticed.*

Contact Waterlogic for assistance or help finding an Authorized Service Representative.

WL500 FEATURES AND BENEFITS



Premium Sparkling Water

Unlimited Premium Sparkling Water produced through innovative *Mizzling Technology*.

Cold, Hot, and Extra Hot Water

Pressure Fed Cold, Hot, and Extra Hot Selections to meet a wide range of customer demands.

High Volume Storage and Water Capacity

3 liters of Cold, 1 liter of Sparkling, and 1.6 liters of Hot Water Storage.

BioCote® Anti-Microbial Protection

Certain plastic, silicon and painted surfaces surrounding the dispensing areas and drip tray are infused with exclusive additive called BioCote®. BioCote® provides an effective barrier against microbes like bacteria and mold, which may cause odors and staining.



Large Dispense Area with Recessed Faucet

6-3/4 inch dispense height with BioCote® recessed faucet to protect from cross-contamination.

Drip Tray with Sensor and Alarm

Two-piece BioCote® drip tray for easy cleaning. Drip Tray Sensor and Drip Tray Full Fault Mode that halts supply to prevent overflow and sounds alarm to reduce accident potential.

Child Safeguard

WL500 Water Treatment System requires selection followed by main dispense and defaults back to cold/sparkling water selection after 3 seconds of inactivity to prevent accidental dispensing of hot water.

Digital Display

WL500 Water Treatment System has an innovative user interface utilizing a LCD display for easy use and programming.

Advanced Programming

Customizable settings for optimizing each **WL500 Water Treatment System** including; Cold Temp Set Point, Hot Temp Set Point, Static or Ranging Temperature Display, UV Timer, F/C Display, Multiple Languages, Filters Timer Setting, Filters Life Monitor, Energy Saving Sleep Mode, and Default Selection Mode.

Energy Saving Sleep Mode

Energy Saving Sleep Mode can be programmed to turn off heater after 3 hours of inactivity.

In-Tank UV Purification

Industry leading In-Tank UV Purification sterilizes water within Stainless Steel Cold Tank. UV Indicator and Fault Mode Protection to alert user and stop water supply.

Add-On Base Cabinet with Optional Cup Holder

Matching base cabinet with optional cup holder provides the flexibility to meet all installation requirements while minimizing inventory costs.



WL500 CERTIFICATIONS

Waterlogic Water Treatment Systems have been tested, and certified to rigorous NSF and UL Standards.

We believe that performance testing and certifications validate *Waterlogic* as a world-leader in water treatment systems.

WL500 Water Treatment System Certifications Include



Intertek

UL399 – Certified Drinking Water Cooler

Intertek Labs (ETL) Certified the *WL500 Water Treatment System* to ANSI/UL 399 Standard for Drinking Water Coolers.

CSA C22.2 No. 120 CSA Standard for Refrigeration.



BPA Free - *Waterlogic* tests for BPA and declares that all of its products are Bisphenol-A FREE and contain no harmful BPA plastics.

Safe Drinking Water Act

Waterlogic water treatment systems conform to the Safe Drinking Water Act (SWDA) “lead-free” amendment effective January 4, 2014, and *Waterlogic* has tested for BPA and declares that all of its products are Bisphenol-A FREE and contain no harmful BPA plastics.

Waterlogic is certified to ISO 9001:2015 – Quality Management Systems (certified by Intertek). ISO 9001 is the internationally accepted standard for well managed organizations that have adopted the key quality management principles to its operations to bring consistent quality products and a culture of continuous improvement.



MODEL/PART DESIGNATIONS

BRAND NAME	DESCRIPTION	MODEL – PART NUMBER
WL500	Waterlogic WL500 - Cold, Sparkling, Hot, Extra Hot	10-VMHCS3
	F-6004-M-HCS-DT-CS-INN	
	Serial Number Prefix: 93 or MB2H504CS	
AK-0005	Optional Base Cabinet	WLCP PN 10-7000
AK-0007	Optional Cup Dispenser for Base Cabinet	WLCP PN 10-7001

SPECIFICATIONS

<u>ITEM</u>	<u>WL500 (w/o BASE CABINET)</u>	<u>WL500 (with BASE CABINET)</u>
Water & CO ₂ Connection	¼" Quick Connect	
Cold Water Temperature	Cold Water Temperature – Factory Set Point 5°C (41°F) (Adjustable) 1.1° - 12.2°C (34° - 54° F)	
Cold Tank Size	2 Liter (.53 Gallons)	
Sparkling Tank Size	2 Liter (.53 Gallons) - 1 Liter pre-chill, 1 Liter sparkling	
Hot Water Temperature	Ho Water Temperature – Factory Set Point 87.2°C (189°F) Adjustable - 70° - 95°C (158°- 203°F) Programmable	
Hot Tank Size	1.6 Liter (4.3 Gallons)	
Recommended Incoming Feed Pressure	40-60 psi (275-414 kPa) – Use Pressure Regulator	
Maximum Working Pressure	60 psi (414 kPa) – Use Pressure Regulator	
Rated Service Flow Out	1.89 Liters per Minute (0.5 Gallons per Minute)	
CO ₂ Supply Requirement (400 Glasses of 12-ounce cups per one pound of CO ₂) ^	Food Grade CO ₂ - Regulated to 35-45 psi	
Environmental Temperature	2°- 37°C (35°- 100°F)	
Refrigerant Gas	R134a – 65 grams (2.29 ounces) - Hi (280 psi) Low (90 psi)	
R134a Pressures	High (230 psi), Low (90 psi)	

^400 16 oz. Cups of Premium Sparkling Water per pound of CO₂ under normal conditions. +G F I recommended - See Installation Instructions.

SHIPPING SPECIFICATIONS

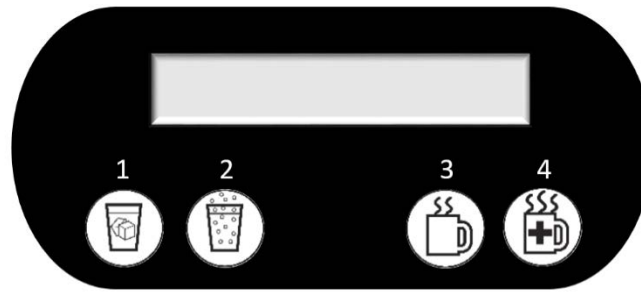
<u>ITEM</u>	<u>WL500 (w/o BASE CABINET)</u>	<u>BASE CABINET ASSEMBLY P/N AK-0005</u>	<u>CUP HOLDER ASSEMBLY P/N AK-0007</u>
Width/Depth/Height #	43cm x 47.75cm x 47cm 17 in. x 18 in. x 18.5 in.#	43cm x 47.75cm x 125cm 17 in. x 18 in. x 49.25 in.	
Weight – Dry (w/o packaging)	29.5 kg (65 lb.)	14.5 kg. (32 lb.)	3.9 kg (8.5 lb.)
Shipping Information (length x width x height)	51cm x 47.75cm x 47cm 20 in. x 22 in. x 22 in. 8 units per pallet	84cm x 46cm x 25.4cm 33 in. x 18 in. x 10 in.	81cm x 30.5cm x 17.8cm 32 in. x 12 in. x 7 in.
Shipping Weight – Dry	70 lb. (32 kg)	35 lb. (16 kg)	4 kg (9 lb.)

#WL500 is 18.5 in. tall and may not fit between countertops and cabinets - Check installation to ensure adequate clearance.

ELECTRICAL SPECIFICATIONS

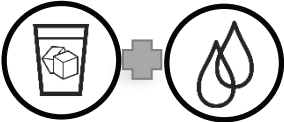
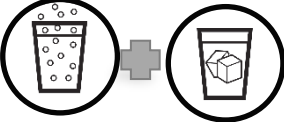
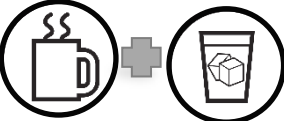
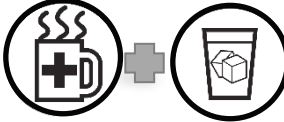
<u>ELECTRICAL SUPPLY</u>	<u>120V/60Hz</u>	<u>15 Amp Service*</u>
<u>COMPONENT</u>	<u>POWER (approximate)</u>	<u>AMP DRAW (approximate)</u>
Heater	500 Watts	4.2 Amps
Compressor	210 Watts	1.75 Amps
Fan Motor	18 Watts	0.15 Amps
UV Lamp System	8 Watts	0.07 Amps
Pump	26 Watts	0.22 Amps
WL500 TOTAL	762 Watts	6.39 Amps

OPERATING INSTRUCTIONS



Main Dispense Button

The above picture shows front LCD display and control Panel for the **Waterlogic WL500 Water Treatment System**.

Buttons		Instructions
1		Press Cold Selection (Button 1), followed by the Main Dispense button
2		Press Sparkling Selection (Button 2), followed by the Main Dispense button
3		Press Hot Selection (Button 3), followed by the Main Dispense button
4		Press Extra Hot Selection (Button 4), Wait approximately 30 Seconds. Press Hot Selection (Button 3) * This procedure will raise the hot water temperature approximately 2° F. Repeating the process over again will raise the temperature about 2° F more until the desired temperature is reached up to a maximum limit of 203° F.

NOTE: Default selection mode is Cold Water. Selection will return to default after 3 seconds of inactivity. The default selection can be programmed to Cold or Sparkling. See Programming section of this manual.

WATERLOGIC MANUFACTURED WATER TREATMENT SYSTEM LIMITED WARRANTY
UNITED STATES AND CANADA ONLY

Waterlogic water treatment systems are guaranteed to the original purchaser to be free of defects in materials and workmanship for a period of three (3) years from the date of purchase, but in no event longer than forty-eight (48) months from the date of manufacture. Waterlogic Commercial Products, LLC (“Waterlogic”) based in the U.S.A. and its affiliated companies are not liable for any cost of removal, installation, transportation, or any other charges which may arise in connection with a warranty claim.

This warranty does not cover damage or wear to products caused by abnormal operating conditions, accident, abuse, misuse, unauthorized or improper alteration or repair, damage caused by or resulting from shipping or accident, damage caused by hot water, freezing, flood, fire, or acts of God. The effects from chlorine corrosion, scaling and normal wear are specifically excluded from this warranty. This warranty does not cover products used outside the countries where the unit was purchased, and does not cover products that were not installed in accordance with Waterlogic printed installation and operating instructions obtained in training or from www.waterlogic.us. Failure to follow all instructions for operation and maintenance voids the warranty. This warranty is not transferable.

To obtain warranty repairs or replacement, you must obtain a Return Authorization from Waterlogic. To obtain a Return Authorization, you must submit a Return Authorization form with supporting documentation to Waterlogic for evaluation. The form is available at www.waterlogic.us. Supporting documentation must include, but is not limited to; proof of purchase, installation date, failure date, and supporting installation and maintenance data. After you submit a Return Authorization form and supporting documentation, Waterlogic will determine whether a reasonably apparent defect in materials or workmanship covered by this limited warranty exists. If Waterlogic determines the claimed defect is covered by this warranty, Waterlogic will, at its sole discretion, determine whether to correct the defect or replace the unit, free of charge to you. If Waterlogic determines that the unit should be returned for warranty service, Waterlogic will approve of return in writing and will issue a Return Authorization which you must obtain prior to shipping the product. You are responsible for the cost of freight in to Waterlogic.

Waterlogic and its affiliated companies hereby limit the duration of any and all implied warranties to a maximum period of three (3) years from the date of purchase including, but not limited to, the implied warranties of merchantability and fitness for a particular purpose. Some states do not allow limitations on how long an implied warranty lasts, so the above limitation may not apply to you. Consequential and incidental damages are not recoverable under this warranty. Some states do not allow the exclusion or limitation of incidental or consequential damages, so the above limitation or exclusion may not apply to you.

This warranty gives you specific legal rights and you may also have other rights which may vary from state to state.

New Warranty Policy issued by Waterlogic Commercial Products LLC, USA - January 10, 2014

Waterlogic Commercials Products LLC
3175 Bass Pro drive
Grapevine, TX 76051

Tel: (800) 288-1891
Website: waterlogic.us