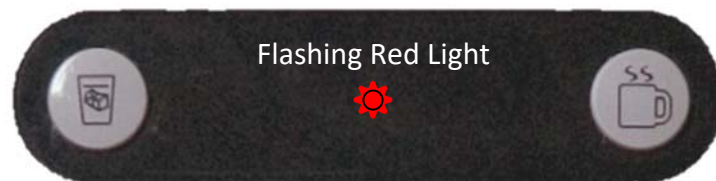


## FAULT CODE TROUBLESHOOTING INDEX


1. Red Flashing LED Light and Audible Alarms indicate there is a Leak Detected for the Counter Top Model
2. Green Flashing LED light indicates the PCB CDS DIP switch turned to OFF

### **1. FAULT CODE: Red Flashing LED Light and Audible Alarms are the Leak Detector Alarms for Counter Top Model**


Possible Reason	Solution
Water exiting drip tray due to being full	Empty Drip Tray. Remove Top cover and Front Panel prior to drying out inside of the unit.
Leak in <b>WL250</b> Counter Top	Water is in the bottom of the unit. Open up unit to determine where the leak is.  Check for source of leak. Dry out inside of unit.



**2. FAULT CODE: Green Flashing LED light indicates the PCB CDS DIP switch turned to OFF**



Possible Reason	Solution
CDS Sensor switched to OFF	Change CDS DIP Switch's on the PCB for Leak Detection Part Number 12-3115 (Factory PN EN-6085A) to ON.



Both switches to be in ON position as shown

