




## PROGRAMMING “DISABLING ENERGY SAVING SLEEP MODE”

*Infiniti Water Treatment System* comes programmed to Energy Saver Mode. To turn off the Energy Saving Mode, move the Jumper on CH6 from Pins 1-2 to Pins 2-3



<p><i>Infiniti</i> is programmed in Energy Saving Mode from the factory</p> <p>Jumper Pin Position – Pin 1 and 2</p>	 <div style="display: flex; justify-content: center; gap: 10px;"> <span style="border: 1px solid red; padding: 2px 5px;">1</span> <span style="border: 1px solid red; padding: 2px 5px;">2</span> </div>
<p>Turn off Energy Saving Mode</p> <p>Jump Pin Position – Pin 2 and 3</p>	 <div style="display: flex; justify-content: center; gap: 10px;"> <span style="border: 1px solid red; padding: 2px 5px;">2</span> <span style="border: 1px solid red; padding: 2px 5px;">3</span> </div>