

i16 PARTS LIST

Common with i15 Parts




No.	Part No.	Description	Photo
1	91-4362-0	ASSY PLATE BASE ASSY (HC5)	
2	31-0431-0	CAP DRAIN (BLACK)	
3	41-2207-0	ICE MELT PUMP	
4	41-1405-0	DRAIN PUMP	
5	91-4372-0	TUBING 3/8 PERT ASSY	
6	11-2330-0	STEM TAIL TEE ¼	
7	11-3080-0	CONNECTOR DRAIN	
8	41-2048-0	POWER CORD PLUG B	

9	21-0975-0	BKT AUGER LOWER (HC5)	
10	21-0851-0	BKT AUGER UPPER	
11	21-0867-0	AUGER	
12	21-0892-0	WRENCH BOLT	
13	21-0893-0	WASHER	
14	21-0848-0	CUTTER AUGER	
15	41-2092-0	MOTOR FAN	
16	61-2228-0	EPS AUGER (HC5)	

17	41-0949-2	AUGER SOLENOID	
18	41-1768-4	HOT WATER VALVE SOLENOID	
19	41-2209-0	DISPENSE PUMP	
20	91-3665-1	WATER TANK ASSY	
21	31-0721-1	TU ELBOW AIR VENT	
22	41-1432-2	WATER LEVEL SENSOR (2PIN)	
23	31-0577-1	SEALING WATER LEVEL SENSOR	
24	41-1171-1	RESERVOIR TANK LOW LEVEL SENSOR	

25	31-0325-1	COLD WATER LEVEL SENSOR RING	
26	11-2985-0	COVER TANK WATER	
27	31-0437-0	SEAL COVER TANK WATER	
28	51-0347-1	FILTER 6" SED	
29	91-4429-0	MANIFOLD FAUCET ASSY	
30	91-4446-0	HOT TANK ASSY (HC)	
31	41-2330-0	SENSOR TEMPERATURE (HC5)	
32	11-3389-0	BUSHING SPIRAL SUS RIGHT (HC5)	

33	11-3388-0	BUSHING SPIRAL SUS LEFT (HC5)	
34	11-3387-0	BASKET ICE (HC5)	
35	41-2058-0	SENSOR ICE FULL LASER	
36	41-2059-0	SENSOR ICE FULL LASER	
37	61-2183-0	EPS UNIT LEFT (HC5)	
38	41-2318-0	LEVEL SENSOR (HC5)	
39	11-2974-0	COUPLER BUSHING SPIRAL SUS	
40	91-4455-0	MOTOR GEARED ASSY (HC5)	

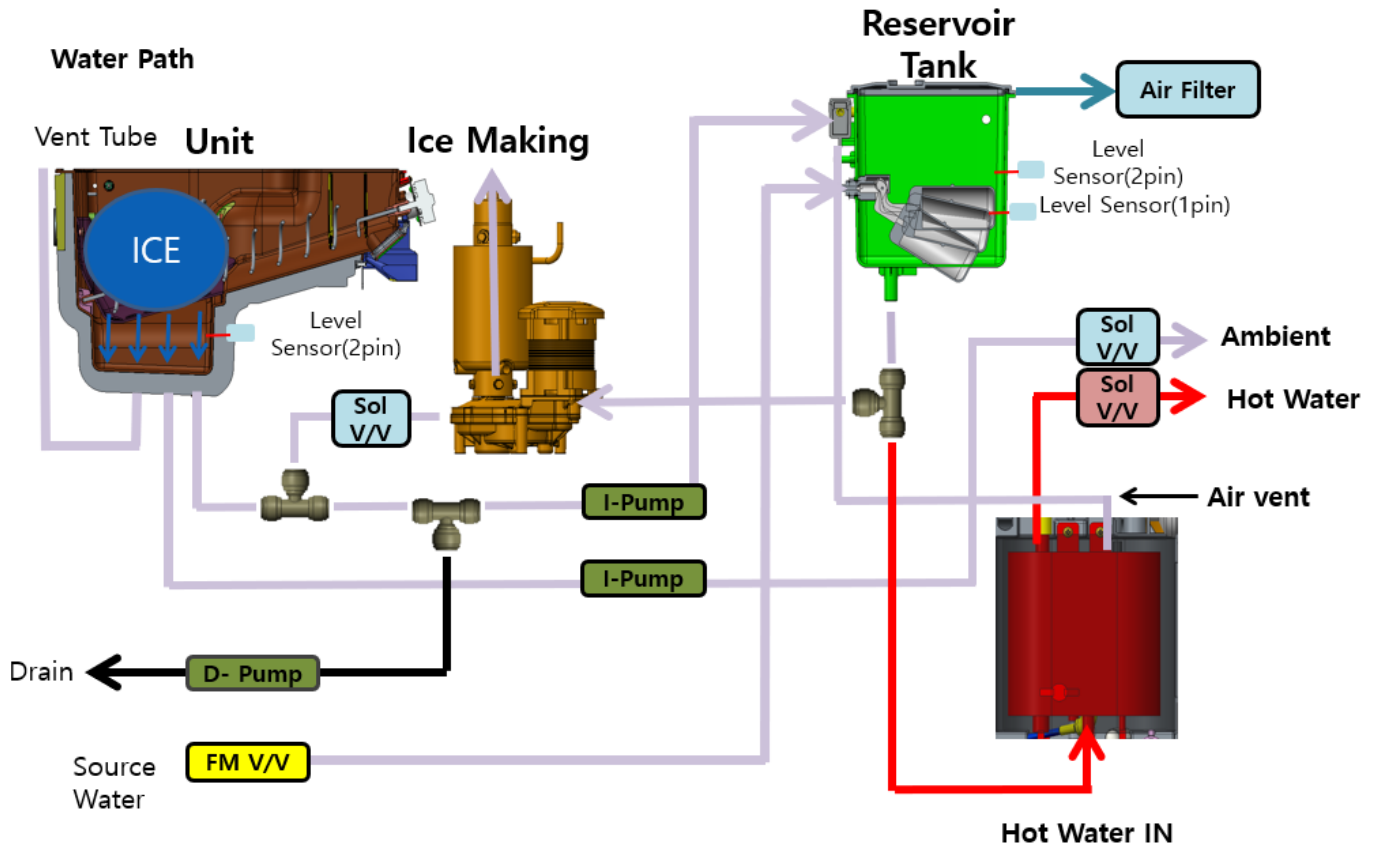
41	21-0970-0	COUPLER MOTOR SPIRAL SUS LEFT (HC5)	
42	11-3099-0	LINK DOOR ICE	
43	91-3698-0	ASSY DOOR ICE	
44	31-0422-0	SEAL DOOR ICE	
45	41-1550-0	STERILIZER UV LED TANK	
46	41-2057-0	MOTOR GEARED (HC5)	
47	41-2319-1	PCB MAIN (HC5V.1)	
48	21-0967-0	FRAME LEFT (HC5)	

49	21-0854-1	FRAME REAR	
50	21-0971-0	COVER REAR (HC5)	
51	41-2055-0	2-STAGE SWITCH	
52	21-0974-0	COVER PCB UPPER (HC5)	
53	91-4367-0	COVER UNIT ASSY (HC5)	
54	11-3391-0	COVER UNIT (HC5)	
55	31-0436-0	SEAL COVER UNIT (HC5)	
56	61-2227-0	EPS COVER UNIT (HC5)	

57	21-0972-0	COVER RIGHT (HC5)	
58	21-0973-1	COVER LEFT (HC5)	
59	91-4440-0	HC5 COVER FRONT ASSY (WELLSYS)	
60	21-0849-0	BUTTON TOUCH CHOICE	
61	11-3451-0	DECO COVER FRONT PRINT (WELLSYS, HC5)	
62	41-2320-0	PCB DISPLAY #1 (SELECT, DISPENSE)	
63	11-0431-0	FIT END PLUG ¼	
64	11-3402-0	COVER TOP (HC5)	

65	91-3646-0	DECO FAUCET ASSY	
66	11-0751-0	WATER DRAIN HOSE	
67	11-3397-1	DECO DISPENSER (HC5-ICE)	
68	91-3614-0	TRAY ASSY	

i16 WATER FLOW DIAGRAM



i16 PCB DIAGRAM

⚠ DANGER! HIGH VOLTAGE ELECTRICAL HAZARD. PCB (Printed Circuit Board) contains High Voltage. Only trained and qualified technicians should attempt live testing.

